

Seatite



HATCHES



Seatite

HATCHES



SEATITE WATERTIGHT FLUSH FITTING DECK HATCHES

The Seatite Hatch range has been designed to offer complete protection against water ingress into your vessel whilst maintaining a simple yet robust construction. Our hatches have been fitted to vessels for over 30 years, most of which are still in service today and still as effective as the day they were fitted.

In the modern marine environment, the equipment that is being utilized onboard vessels is becoming increasingly expensive and incredibly sensitive to water damage, which makes choosing Seatite hatches the only choice on the market that offers 100% protection from the harsh marine environment coming into contact with your sensitive equipment.

The hatches and deck rings are cast high quality LM6 Aluminium BS1490 with material traceability from Ingot to Hatch.

316 Stainless Steel centre bolt.

Solid Silicone Sealing Ring

Galvanized Steel Strongback

The Seatite hatch range is manufactured to the highest standards and our manufacturing processes are LRQA ISO 9001:2015 Certified. The Range also carries a Bureau Veritas marine equipment type approval certificate. Full details and downloads of our accreditations and certificate are available at request.

Seatite

HATCHES

- Flush Fitting
- Simple Operation
- Robust Construction
- Corrosion Resistant Materials
- Anti Slip Pattern
- Secure Locking Mechanism
- 100% Watertight



400 – 500 – 600 Round Hatch

		400	500	600
Clear Opening		340mm	430mm	540mm
Weight	Hatch	7kg	11kg	14kg
	Steel Deck Ring	3.5kg	5kg	6kg
	Alu Deck Ring	4kg	6kg	8kg
Deck Cut Out	Steel Deck Ring	415mm	515mm	615mm
	Alu Deck Ring	430mm	530mm	630mm
Overall Dimension	Alu Deck Ring	510mm	615mm	730mm
Depth Of Hatch	Access	110mm	120mm	120mm
	Access/Escape	n/a	160mm	160mm

Seatite

HATCHES

- Flush Fitting
- Simple Operation
- Robust Construction
- Corrosion resistant Materials
- Anti Slip Pattern
- Secure Locking Mechanism
- 100% Watertight
- Hinges Optional



560mm SQUARE HATCH

CLEAR OPENING		530mm x 530mm
WEIGHT	Lid	20 kilos
	Steel Deckring	9 kilos
	Aluminium Deckring	11.5 kilos
DECK CUT OUT	Bolt in Deckring	610mm x 610 mm
	Weld in Deckring	585mm x 585mm
OVERALL DIMENSION	Bolt in Deckring	710mm x 710 mm
DEPTH OF HATCH	Access only	120mm
	Access escape	160mm
HINGES	Optional	

Seatite

HATCHES

- Flush Fitting
- Simple Operation
- Robust Construction
- Corrosion resistant Materials
- Anti Slip Pattern
- Secure Locking Mechanism
- 100% Watertight
- Hinges Optional



675mm SQUARE HATCH

CLEAR OPENING		620mm x 620mm
WEIGHT	Lid	22 kilos
	Steel Deckring	9 kilos
	Aluminium Deckring	11.5 kilos
DECK CUT OUT	Bolt in Deckring	715mm x 715 mm
	Weld in Deckring	690mm x 690mm
OVERALL DIMENSION	Bolt in Deckring	710mm x 710 mm
DEPTH OF HATCH	Access only	130mm
	Access escape	170mm
HINGES	Optional	

Seatite

HATCHES

- Flush Fitting
- Simple Operation
- Robust Construction
- Corrosion resistant Materials
- Anti Slip Pattern
- Secure Locking Mechanism
- 100% Watertight
- Hinges Optional



650 x 500mm OVAL HATCH

CLEAR OPENING

540mm x 440mm

WEIGHT

Lid

18 kilos

Steel Deckring

6.5 kilos

Aluminium Deckring

9.5 kilos

DECK CUT OUT

Weld in Deckring

Circle dia. 515mm
Dia centres 150mm

Bolt in Deckring

Circle dia. 535mm
Dia centres 150mm

DEPTH OF HATCH

Access only

130mm

Access escape

170mm

HINGES


Optional


*TESTED AND APPROVED
TO MEAN WHAT THEY SAY*


Seatite



Seatite

 sales@seaglaze.co.uk

 www.seaglaze.co.uk

 01603 720745

Seaglaze Marine Windows Ltd
24 Wendover Road
Rackheath Industrial Estate
Rackheath
Norfolk
NR13 6LH